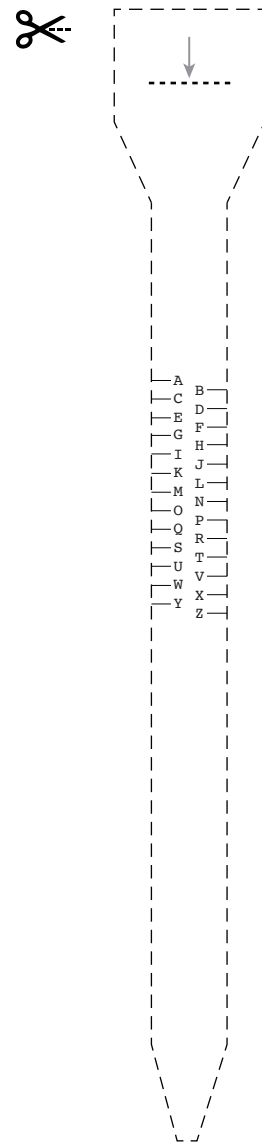


Try this finger sizing tool to help determine your ring size.

Cut a slit along the top line and wrap it around your finger, pushing the pointed end through the slit and measuring the size there. Remember that the ring will need to be snug, but will still need to fit over the largest part of your finger. Please make sure that the line below measures 5cm in length to assure accuracy.

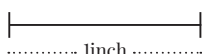



Ring Sizing Chart



Use the circles below to judge sizes against your existing rings.

Make sure you line up the circles below with the inside of your band to get an idea of size.



Please ensure that these rulers measure one inch or ten millimeters, respectively, when printed for accurate sizing.